

MyLab Business and Economics

Summer 2018 Update

.....

We're announcing a new way to navigate your MyLab and gain deeper insight into student performance, and we've enhanced the eText experience for your students.



What's Inside?

.....

- 3** New Instructor Home
- 9** New Performance Analytics
- 11** eText Enhancements
- 14** Graphing Enhancements

Everything you need at your fingertips

MyLab Business and Economics gives you complete flexibility over your course, and now with the new instructor homepage, the most important and highly used features in the MyLab are **one click away**.



This June, the default screen when entering your course will be a **new** homepage that will:

- Reduce the time it takes to set up and navigate MyLab Business and Economics
 - Get you where you need to go quickly
- Allow you to easily discover and implement new MyLab Business and Economics features

New Instructor Home

The Instructor Home **simplifies MyLab navigation**.
It's comprised of four tiles:

1. Welcome
2. Gradebook
3. Assignments
4. Enrich your course

Each tile has direct links to the most highly utilized features for course administration, so you can get where you need to go in one click.

The screenshot displays the MyLab Instructor Home interface. On the left is a sidebar menu with 'Student' and 'Instructor' sections. The 'Instructor' section is active, showing options like 'Course Manager', 'Home Page Manager', 'HW & Test Manager', 'Study Plan Manager', and 'Gradebook'. The main area is titled 'Instructor Home' and contains four tiles, each highlighted with a red border and a number:

- 1. Welcome Back!**: A welcome message from the Coordinator Course, dated July 26, 2017 4:35 PM PST. It includes links for 'Set Prerequisites', 'Manage announcements and student homepage', and 'New learning tools'.
- 2. Gradebook**: A tile showing the latest gradebook data. It includes a 'Class Average: 73%' and a 'Latest:' section with three items: 'Section 1.10 Homework' (Avg. 80%, 50/55 completed), 'Section 1.8 Homework' (Avg. 85%, 50/55 completed), and 'Section 1.6 Homework [Past Due]' (Avg. 75%, 50/55 completed). Each item has a 'Send Reminder' or 'Manage Incompletes' link. There are also links for 'Manage gradebook', 'Change weights', and 'View all assignments'.
- 3. Assignments**: A tile showing a list of assignments. It includes 'Section 1.5 Homework' (Due: February 25, 2016), 'Section 1.8 Homework' (Due: February 29, 2016), 'Section 1.6 Homework' (Due: February 25, 2016), and 'Quiz 1' (Due: February 29, 2016). There are links for 'Manage assignments', 'Settings for multiple assignments', and 'Individual student settings'.
- 4. Enrich Your Course**: A tile with the heading 'Find Ways to enrich your course with interactive aids and learning tools.' It includes links for 'Gradebook and assignment enhancements', 'Learning Catalytics: Real-time learning', and 'Learn more about outcomes in MyLabs'.

Welcome tile

The first tile provides general administrative options including:

- Current course time zone
- Standard/Coordinator settings
- Announcements


The Welcome Tile also allows you to return to whichever MyLab screen you last visited.

Developmental Math - 533432

?

Instructor Home

View Student Home >

 **Welcome Back!**

Coordinator Course

Course Time: July 26, 2017 4:35 PM PST

- You were last working on [Set Prerequisites](#)
- [Manage announcements and student homepage](#)
- [New learning tools](#) are available!

 **Gradebook**

Export data >

Class Average: **73%**

Latest:



Avg. **80%**

50/55 completed

[Send Reminder](#)

Section 1.10 Homework

Avg. **85%**

50/55 completed

[Send Reminder](#)

Section 1.8 Homework

Avg. **80%**

50/55 completed

[Send Reminder](#)

Section 1.6 Homework [Past Due]

Avg. **75%**

50/55 completed

[Manage Incompletes](#)

Quiz 1

Avg. **70%**

50/55 completed

[Manage Incompletes](#)

[Manage gradebook >](#)

[Change weights >](#)

[View all assignments >](#)


 **Assignments**

Gradebook tile

With one click, you are able to access the most highly utilized gradebook management features including:

- Send email reminders for students to complete assignments
- Manage gradebook
- Manage incompletes
- All assignments results
- Change weights

- You were last working on [Set Prerequisites](#)
- [Manage announcements and student homepage](#)
- [New learning tools](#) are available!


 **Gradebook**

[Export data >](#)

Class Average: **73%**

Latest:

● **Section 1.10 Homework**



Avg. **80%**

50/55 completed

[Send Reminder](#)

● **Section 1.8 Homework**

Avg. **85%**

50/55 completed

[Send Reminder](#)

● **Section 1.6 Homework [Past Due]**

Avg. **75%**

50/55 completed

[Manage Incompletes](#)

● **Section 1.5 Homework [Past Due]**

Avg. **70%**

50/55 completed

[Manage Incompletes](#)

■ **Quiz 1**

Avg. **80%**


50/55 completed

[Send Reminder](#)

[Manage gradebook >](#)

[Change weights >](#)

[View all assignments >](#)

 **Assignments**

● **Section 1.5 Homework** Due: [February 25, 2016](#)

● **Section 1.6 Homework** Due: [February 25, 2016](#)

■ **Quiz 1** Due: [February 29, 2016](#)

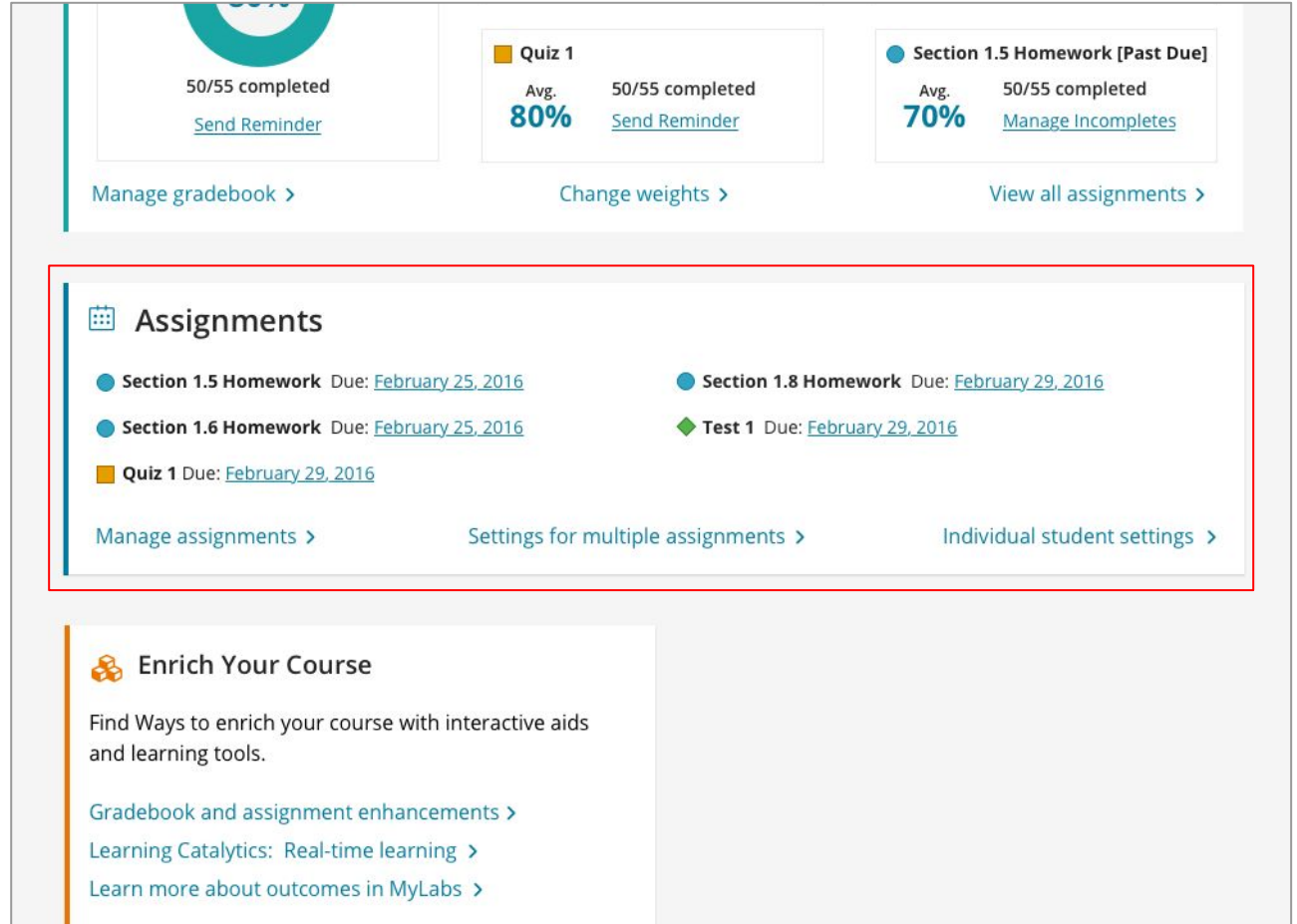
● **Section 1.8 Homework** Due: [February 29, 2016](#)

◆ **Test 1** Due: [February 29, 2016](#)

Assignments tile

Similarly, you have instant access to the most highly utilized assignment management features including:

- Manage/edit assignments
- Settings for multiple assignments
- Individual student settings



The screenshot displays the MyLab interface with a focus on the 'Assignments' tile, which is highlighted by a red border. At the top, there are three summary cards: a progress card showing '50/55 completed' with a 'Send Reminder' link; a 'Quiz 1' card showing an average score of '80%' and '50/55 completed' with a 'Send Reminder' link; and a 'Section 1.5 Homework [Past Due]' card showing an average score of '70%' and '50/55 completed' with a 'Manage Incompletes' link. Below these cards are three links: 'Manage gradebook >', 'Change weights >', and 'View all assignments >'. The 'Assignments' tile itself contains a list of assignments: 'Section 1.5 Homework' due February 25, 2016; 'Section 1.6 Homework' due February 25, 2016; 'Quiz 1' due February 29, 2016; 'Section 1.8 Homework' due February 29, 2016; and 'Test 1' due February 29, 2016. Below the list are three links: 'Manage assignments >', 'Settings for multiple assignments >', and 'Individual student settings >'. At the bottom, there is an 'Enrich Your Course' section with the text 'Find Ways to enrich your course with interactive aids and learning tools.' and three links: 'Gradebook and assignment enhancements >', 'Learning Catalytics: Real-time learning >', and 'Learn more about outcomes in MyLabs >'.

50/55 completed
[Send Reminder](#)

Quiz 1
Avg. 80% 50/55 completed
[Send Reminder](#)

Section 1.5 Homework [Past Due]
Avg. 70% 50/55 completed
[Manage Incompletes](#)

[Manage gradebook >](#) [Change weights >](#) [View all assignments >](#)

Assignments

- Section 1.5 Homework Due: [February 25, 2016](#)
- Section 1.6 Homework Due: [February 25, 2016](#)
- Quiz 1 Due: [February 29, 2016](#)
- Section 1.8 Homework Due: [February 29, 2016](#)
- Test 1 Due: [February 29, 2016](#)

[Manage assignments >](#) [Settings for multiple assignments >](#) [Individual student settings >](#)

Enrich Your Course

Find Ways to enrich your course with interactive aids and learning tools.

[Gradebook and assignment enhancements >](#)
[Learning Catalytics: Real-time learning >](#)
[Learn more about outcomes in MyLabs >](#)

Enrich Your Course tile

The final tile allows you to easily discover and implement teaching and learning features that meet the needs of your course.

The **Enrich Your Course** page, accessed from the instructor homepage, provides you with an overview of some of the most important features and a guide to get started using these features quickly.

Robbins, Org Behavior - Spring 2018 [0] ▾

Enrich Your Course

Back to Instructor Home >

Dynamic Study Modules
Dynamic Study Modules help students study chapter topics on their own by continuously assessing their knowledge application and performance in real time.
[Watch Video](#)

Companion Study Plan
The Study Plan gives students personalized recommendations, practice opportunities, and learning aids to help them stay on track. The Companion Study plan pairs with quizzes/tests to give students the opportunity to master the concepts before moving to their higher stakes assessments.
[Watch Video](#)

Learning Catalytics
Learning Catalytics™ is a student response tool that helps you generate class discussion, customize your lecture, and promote peer-to-peer learning based on real-time analytics.
[Watch Video](#)

Personal Inventory Assessments
Personal Inventory Assessments are online exercises designed to promote self-reflection and engagement in students, helping them better understand management concepts.
[Watch Video](#)

Personalized Homework
Each student learns at a different pace. Personalized learning pinpoints the precise areas where each student needs practice, giving all students the support they need - when and where they need it - to be successful.
[Watch Video](#)

New performance analytics

Whether you need a snapshot of how your students are performing or you want a deep dive into a specific student's progress, we have you covered. Performance analytics give you the insight you need to make more informed decisions for remediation and improved instruction.

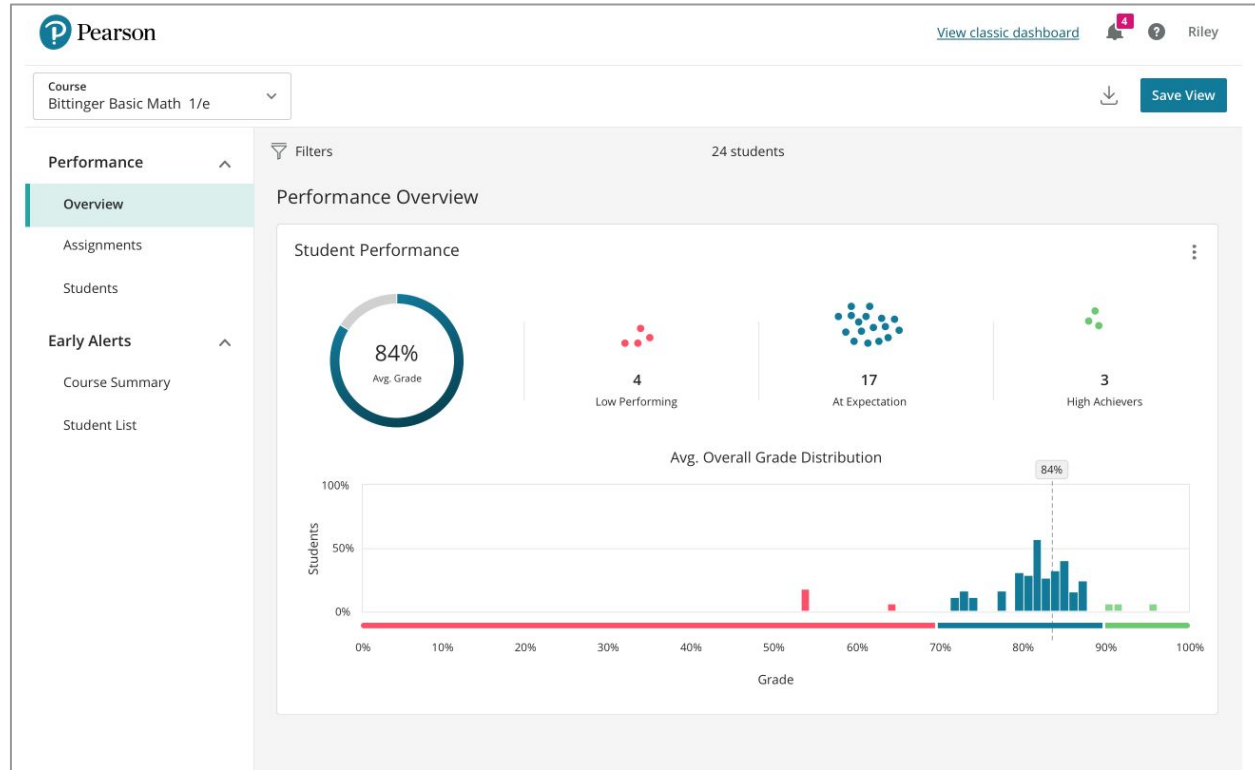


Expected release: mid-August 2018

New student performance analytics

Performance analytics will allow you to have a quick glance of the overall course performance, or the ability to click on a name to drill down on an individual student performance. Accessed through your gradebook, performance analytics give you:

- Access to new insights in the same location across all of your MyLab courses
- An easy way for you to engage directly with students based on insights



Expected release: mid-August 2018

eText enhancements

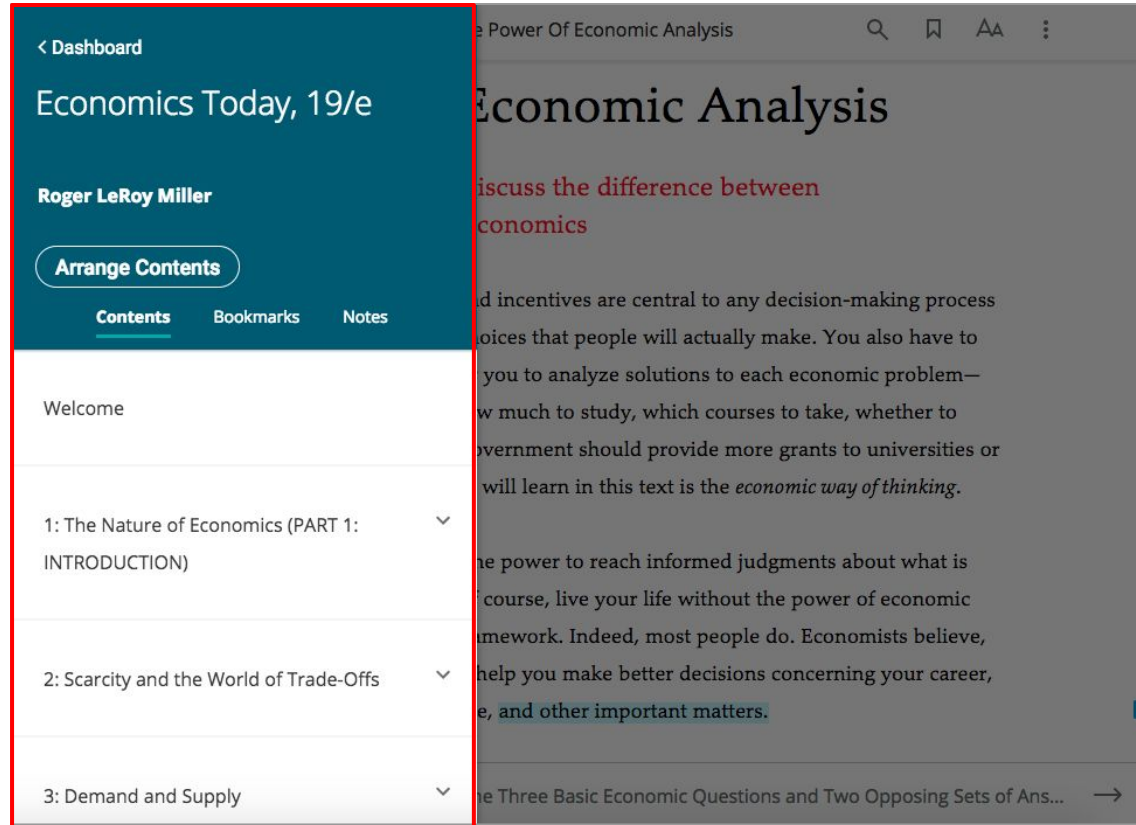
The updates to the eText experience for students makes reading and studying from a mobile device or computer better than ever. We've revamped the look and feel of the eText and improved the digital note taking experience to help students stay active in their learning and take effective notes.



eText Enhancements

The eText update includes:

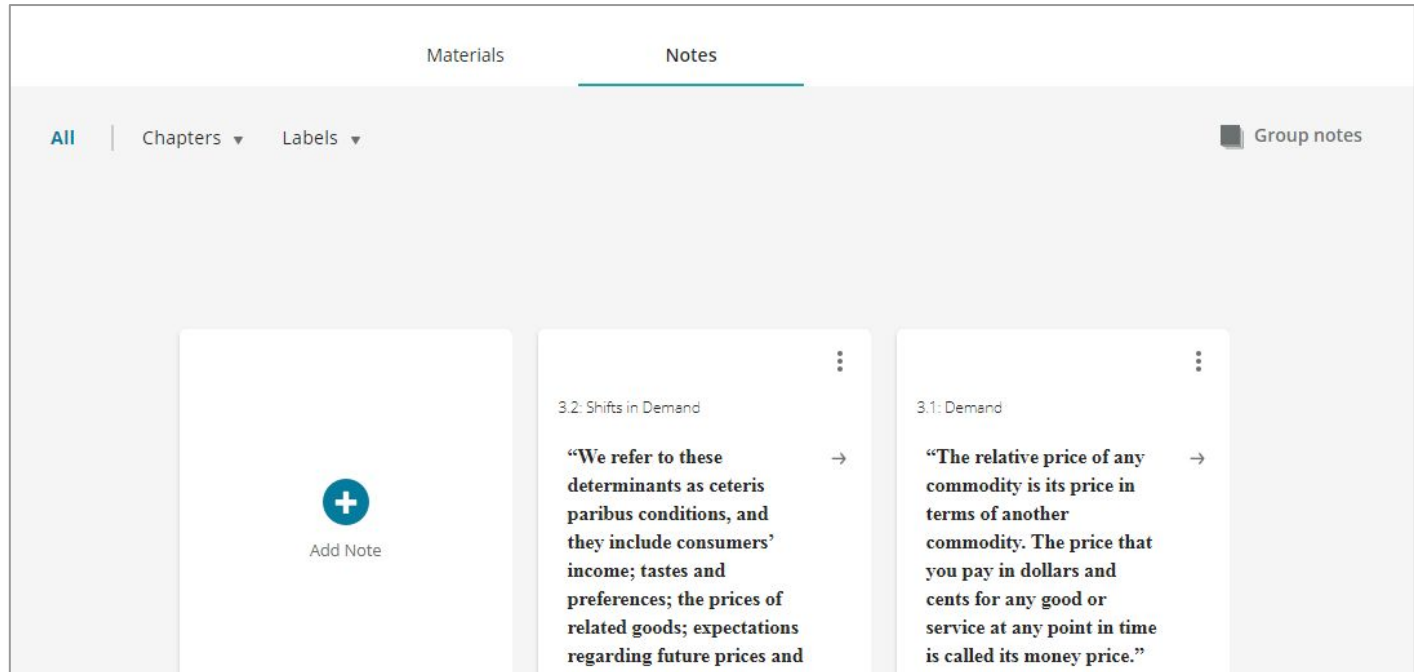
- Syncing of notes across all devices
- A new look for the table of contents
- Faster load times
- Access to the new eText Notebook*



New eText Notebook

You and your students can create notes independent of eText highlights, making the Notebook* a one-stop shop for everything students want to remember and everything you want to share with them.

Notes may also be filtered by chapter or by highlight label type (e.g., Shared Note from Instructor, Questions, Main Ideas).



Graphing enhancements

It's now simpler and easier for students to answer problems and demonstrate their learning using graphs.

Graphing updates will impact all MyLab Business and Economics assignments that contain graphing question types.



Graphing

Enhancements will be made to graphing capabilities that will help improve the student learning experience. Updates will include:

- Easier to use graphing palette
- Larger graph size

Section 9.3 | Objective: Use these problems to test lines in the SD Grapher.


Availability: Homework, Tests and Quizzes, Study Plan

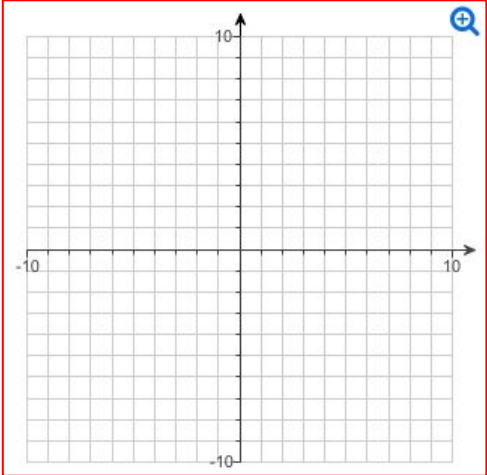
Origin: Publisher


Question Help

Graph the line that contains the point (3,4) and has a slope of $\frac{1}{4}$.

Graph the line.

 Click to enlarge graph





Click the graph, choose a tool in the palette and follow the instructions to create your graph.

All parts showing

Clear All

Check Answer

☐ Show completed problem

☒ Work problem as student

☐ Student to show work

Question points: 1 [Scoring options](#)

ALWAYS LEARNING