


MyLab IT – Summer 2018 Update

.....

We're announcing updates to your course notifications, a new way to promote mastery, a deeper connection to your LMS, and an enhanced eText experience for your students.



What's Inside?

.....

- 3** 'Notifications' Enhancements
- 5** New Sequential Modules
- 7** LMS Deep Linking
- 9** eText Enhancements

Access course notifications in fewer clicks

With an updated view, instructors and students can now access their 'notifications' with fewer clicks and gain improved insight on overall performance.

Additionally, enhancements to 'notifications' makes it easier for a screen reader to navigate the page, making it a more accessible experience.



Updated Notifications

"Notifications" have been updated to provide easy access to the course details instructors reference most: Late Submissions, Activities Past Due, Activities Not Passed, Idle Students, Unread Comments, New Graded Activities, and Unread Discussion Posts.

MIL 518 - Calendar enabled - Section1

Neethu

Notifications

0
Unread Comments

0
New Graded Activities

5
Unread Discussion Posts

Calendar

May 2018

Sun	Mon	Tue	Wed	Thu	Fri	Sat
28	29	1	2	3	4	5
6	7	8	9	10	11	12
13	14	15	16	17	18	19
20	21	22	23	24	25	26
27	28	29	30	31	1	2

22 May Tuesday

Chapter 15 Grader Project 15B: Inventory Val...
Due for 11:59 PM

Chapter 15 Grader Project 15E: Gym Sales (...
Due for 11:59 PM

Overall Performance

Detailed Performance >>

0%
Course Grade

0%
Content Completion

null HOURS
Average Time Spent

null HOURS
Total Time Spent

Promote Mastery with Sequential Modules











New sequential modules within MyLab IT ensure your students have mastered the skills before moving onto their next assignment.



Sequential Modules

Create a learning path for students by assigning resources and activities that students must complete in a specific order with new sequential modules.

You can also determine a score threshold that students must earn before moving onto the next assignment in the sequence to ensure students have mastered the skills.

Word 1 Assignments						
My Course						Hide Progress
	Name	Score	Total Time (hh:mm)	Attempts	Last Attempt	Status
	Word Chapter 1: eText (Volume 1) ✓Assigned					 Not viewed
	Word Chapter 1: Audio PowerPoint Presentation ✓Assigned					 Not viewed
	Word Chapter 1: Simulation Training ✓Assigned	--	--	--	--	 Not started
	Word Chapter 1: Simulation Exam ✓Assigned	--	--	--	--	 Not started
	Word Chapter 1 Grader Project [Homework 1] (Chapter Capstone Exercise) ✓Assigned	--	--	--	--	 Not started

Deep linking with Blackboard and Canvas

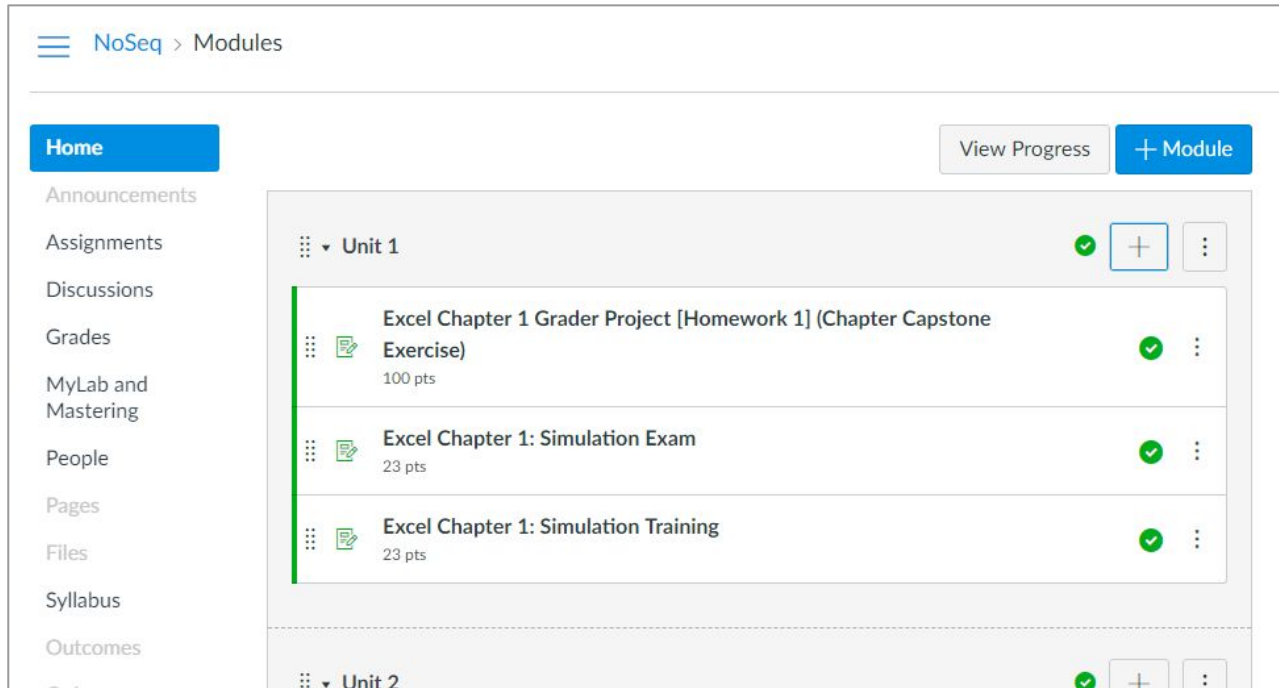
The LMS integration updates simplify teaching and learning for students and instructors.

A deeper connection between MyLab IT and Blackboard and Canvas creates a more streamlined engagement with Pearson content.



Deep Linking with Blackboard and Canvas

Assignment linking simplifies the student experience by enabling direct access to MyLab IT assignments from Blackboard and Canvas alongside other course materials.



The screenshot displays a Blackboard course interface for 'NoSeq > Modules'. On the left is a navigation menu with links: Home, Announcements, Assignments, Discussions, Grades, MyLab and Mastering, People, Pages, Files, Syllabus, and Outcomes. The main content area shows a list of assignments under 'Unit 1'. Each assignment is preceded by a green icon representing a document with a pencil, indicating it is a MyLab assignment. The assignments are: 'Excel Chapter 1 Grader Project [Homework 1] (Chapter Capstone Exercise)' (100 pts), 'Excel Chapter 1: Simulation Exam' (23 pts), and 'Excel Chapter 1: Simulation Training' (23 pts). Each assignment has a green checkmark and a three-dot menu icon to its right. At the top right of the main area are buttons for 'View Progress' and '+ Module'. Below the Unit 1 section, the beginning of the 'Unit 2' section is visible.

Unit	Assignment	Points	Status
Unit 1	Excel Chapter 1 Grader Project [Homework 1] (Chapter Capstone Exercise)	100 pts	Completed
	Excel Chapter 1: Simulation Exam	23 pts	Completed
	Excel Chapter 1: Simulation Training	23 pts	Completed
Unit 2			

eText enhancements

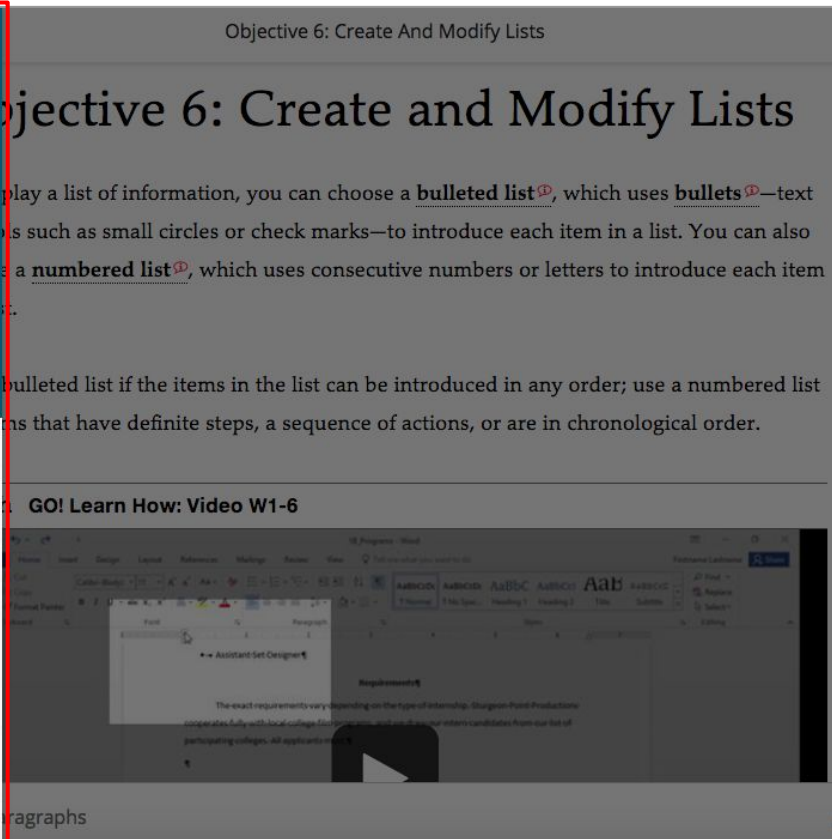
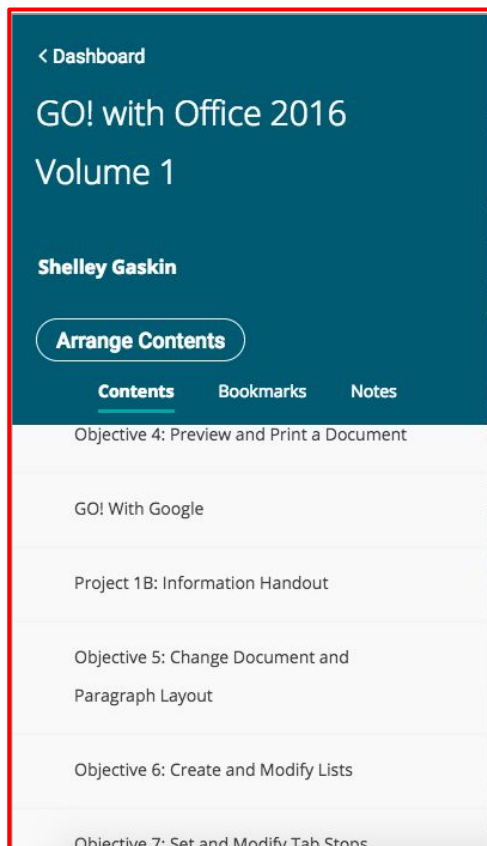


The updates to the eText experience for students makes reading and studying from a mobile device or computer better than ever. We've revamped the look and feel of the eText and improved the digital note taking experience to help students stay active in their learning and take effective notes.

eText Improvements

The eText update includes:

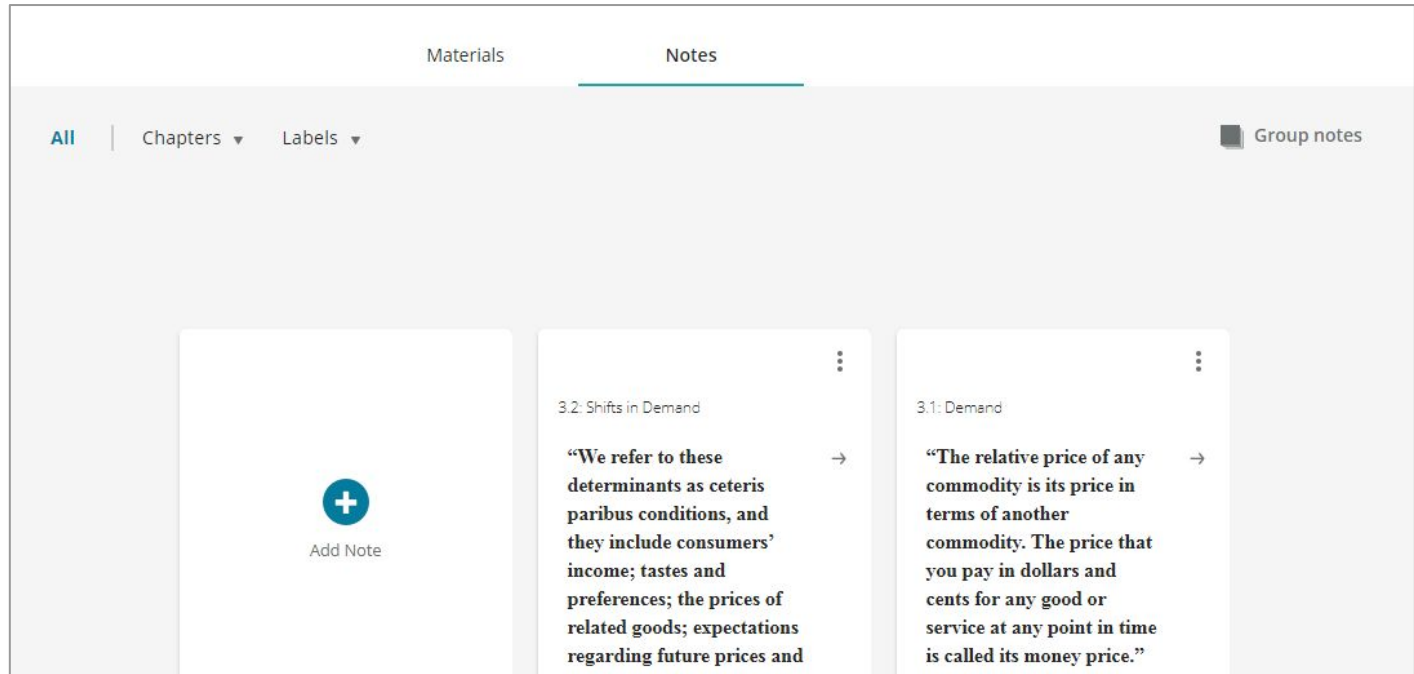
- Syncing of notes across all devices
- A new look for the table of contents
- Access to the new eText Notebook



New eText Notebook

You and your students can create notes independent of eText highlights, making the Notebook a one-stop shop for everything students want to remember and everything you want to share with them.

Notes may also be filtered by chapter or by highlight label type (e.g., Shared Note from Instructor, Questions, Main Ideas).



ALWAYS LEARNING